



# VISQUEENPRO VAPOUR CONTROL TAPES

Supports the installation of Visqueen Vapour Barrier Membrane

- The PRO range supports the pre installation of high performance VCLs
- Utilises Visqueen's advanced adhesive technology
- Outstanding appliance temperature range -40oC to 40oC
- Exceptional adhesion to wood and metal
- 30 X more aggressive than standard adhesive systems at low temperatures
- Displaces moisture ensuring good bond to surface

#### The complete system:

- Ensures airtightness and compliance to Part L Building Regulations
- Protects insulation from condensation damage
- Conforms to VCL CE Mark EN13984:2013

#### Description

Visqueen New high performance range of vapour control tapes, when installed correctly with Visqueen Check membrane (also known as Vapour Control Layers, VCLs), restricts vapour permeation and increases the thermal efficiency of buildings. Visqueen's Vapour Control system is part of a "Build tight- Ventilate right" strategy and protects insulation from condensation damage.

#### The high performance system consists of:

- VisqueenPro Double Sided Vapour Tape - 20mm x 50m x 350gsm for mounting vapour barriers on metal or timber substructures
- VisqueenPro Vapour Tape - 75mm x 15m for jointing vapour barriers
- VisqueenPro Vapour Edge Tape - 150mm x 15m for flashing/sealing of vapour barriers. Also detailing round penetrations

#### VCL membranes

The tape range should be used with the following Visqueen Vapour Control Layers:

- [Visqueen Vapour Barrier](#) 2m x 50m x 300 micron thick
- [Visqueen High Performance Vapour Barrier](#) 2m x 50m x 400 micron thick
- [See also our Vapour Check datasheet](#)

#### Applications

VisqueenPro Specification Vapour tape range supports the installation of Visqueen Vapour barriers in the following applications.

- On the inside of buildings for walls, floors, ceilings and roof structures
- Timber and metal frames
- Solid concrete floor and wall structures

**Did you know**

**Visqueen Vapour Control system ensures airtightness without damaging the membranes using nails or staples. This also contributes to greater thermal efficiencies.**

**Damp Proof Membranes (DPM) or Temporary Protective Sheeting (TPS) are NOT suitable as vapour control layers as VCLs must be tested and comply with the requirements CE Mark EN 13984:2013.**

**Specific Approvals / Standards**

- CE Mark to EN13984:2013 – Plastic Vapour Control Layers
- Part L Building Regulations
- BS5250:2011 Code of practice for control of condensation in buildings

**The Innovative Visqueen Advanced Adhesive Technology**


- A high performance adhesive
- Exceptional adhesion to various surfaces
- Extreme application temperature range (-40oC to 40oC)
- Displaces moisture ensuring good bond to surface
- Suitable for indoor and outdoor use

**Installation**


**Mounting vapour control layer on pre-wall structures:**

- Apply Visqueen Double Sided Vapour Tape to the timber (or metal) studs, head and sole plate
- Once applied use a hard rubber seam roller over the tape to ensure a good bond
- Carefully peel off release liner
- Apply the Visqueen Vapour Control Layer membrane to the frame and use a hard rubber seam roller to press on each strut to ensure a good bond
- For jointing, overlap the VCL membrane by approx. 100mm and seal overlap with Visqueen Single Sided Vapour Tape


## INSTALLATION GUIDE




1. Apply Visqueen Double Sided Vapour Tape to the timber (or metal) studs, head and sole plate.



2. Carefully peel off release liner of the Visqueen Double Sided Vapour Tape.




3. Apply the Visqueen Vapour Control Layer membrane to the frame and use a seam roller to press on each strut to ensure a good bond.



4. For jointing, overlap the VCL membrane by approx. 10cm and seal overlap with Visqueen Single sided Vapour Tape.


**Perimeter flashing**

Before applying, please ensure all surfaces are clean and dust free. For protecting and sealing the perimeter, Visqueen Vapour Edge Tape should be used. Where perimeter detailing involves sealing to masonry units such as brickwork, blockwork, etc ensure vapour proof continuity by sealing with Visqueen Vapour Edge Tape applied equidistant over the junction.



**Penetrations**

Apply VisqueenPro Vapour Tape half to the pipe and half to vapour control layer. Apply Visqueen Vapour tape in small length cuts.



**Storage and Handling**

VisqueenPro Vapour Tapes are classified as non-hazardous when used in accordance with the relevant British Standards. The product should be stored in a warm, dry environment - above 5oC.

**Availability**

Visqueen Vapour Control range tapes are available throughout the UK at Visqueen stockist centres. Find you nearest centre by [clicking here](#)

Please note VisqueenPro Tape is sold in boxes containing 5 rolls. All other tapes are sold singularly.



**Product & Performance Data:**

Description	Value
Visqueen Edge Tape	150mmx15m
VisqueenPRO Jointing Tape	75mmx15m
Visqueen Double Sided Vapour Tape	20mmx50m*
* sold 5 per box	
Application temperature range	-40oC to 40oC
Peel adhesion testing	N/25mm
Steel	54.3
PE	50.4
Wood	51.2
	N/318mm2
Shear test	32.6
	g/m2/d
WVTR- permeability	<0.1

**About Visqueen**

Visqueen is the market leader in the manufacture and supply of structural waterproofing and gas protection systems. Visqueen offers the complete package – a proven, reliable range backed by a technical support service that goes unmatched in the market - everything you would expect from a reputable and ethical company.

**Complete Range, Complete Solution**

- [Structural Waterproofing](#)
- [Damp Proof Course](#)
- [Damp Proof Membranes](#)
- [Gas Protection and Gas Venting](#)
- [Vapour Control Layers](#)
- [Stormwater Protection](#)

**Download Library**

- [Technical Datasheet](#)
- [Standard Details](#)
- [Technical Service](#)
- [Visqueen Gas Protection Brochure](#)
- [NBS Clauses](#)
- [BBA Certificates](#)
- [Material Safety Datasheets](#)
- [Specification Guide](#)

**Find your local stockist**

Search our directory of Visqueen specification [Specialist Centres](#) to locate your nearest Visqueen Partner.

**Technical support throughout your project**

We are specialists in our field and can help you specify the correct solutions with the necessary performance levels, in accordance with building regulations.

- Nationwide site support team
- Specification advice
- Installation guidance & project sign off
- System design including CAD details

**CPD Seminars and Training Academy**



**Gas Protection CPD**

The specification, technical design, and installation of gas protection systems, enabling the sustainable regeneration of brownfield sites.



**Structural Waterproofing CPD**

The specification, technical design, and installation of structural waterproofing systems for protection against water and damp ingress in both above and below ground projects.



**Visqueen Training Academy**

We are now able to offer exclusive in depth training opportunities on a wide variety of Visqueen products at our Training Academy.



**Visqueen Special Projects**

We provide high-level expertise, comprehensive support and experience in all types of waterproofing and gas protection.



Part of RPC bpi group

Heanor Gate Road, Heanor, Derbyshire, DE75 7RG

- ☎ 0333 202 6800
- ✉ [enquiries@visqueen.com](mailto:enquiries@visqueen.com)
- 🌐 [www.visqueen.com](http://www.visqueen.com)

The information given in this datasheet is based on data and knowledge correct at the time of printing. Statements made are of a general nature and are not intended to apply to any use or application outside any referred to in the datasheet. As conditions of usage and installation are beyond our control we do not warrant performance obtained but strongly recommend that our installation guidelines and the relevant British Standard Codes of Practice are adhered to. Please contact us if you are in any doubt as to the suitability of application.